



Chris Evans

[Edit Profile](#)[Account Settings](#)[Manage Site Admin](#)[Manage Instructor](#)[Manage Grade](#)[Manage Courses](#)[Manage Students](#)[Logout](#)

Add New Grade

[Back to Manage Grades](#)

Grade Name

End term recommendation courses *edit icon for edit title only*

Choose

End of academic year recommendation courses *edit icon for edit title only*

Choose

Christmas Intensive course recommendation courses *edit icon for edit title only*

Choose

Easter Intensive course recommendation courses *edit icon for edit title only*

Choose

Summer Intensive course recommendation courses *edit icon for edit title only*

Choose

[Save](#)

1. Is Grade name a string?

2. Choose drop down - how to choose
more than one course name & level?

3. Is this Grade linked to Grade
drop down list in add Student?



Chris Evans

Edit Profile

Account Settings

Manage Site Admin

Manage Instructor

Manage Grade

Manage Courses

Manage Students

Logout

Manage Grade

Search here



Add New Grade

Grade Name

Grade Name

Grade Name

Grade Name

Grade Name

Grade Name

Grade Name

Grade Name

Grade Name

Grade Name

Grade Name

Grade Name

Grade Name

Grade Name

Grade Name

Grade Name

Grade Name

Grade Name

Grade Name

Grade Name



1. What happen to the existing data linked to this Grade if edit has made or delete button is clicked?

2. Delete function with confirmation.



Account Settings
Manage Site Admin
Manage Instructor
Manage Courses
Manage Students
Logout

© 2019 Capstone

Add New Student

[Back to Manage Students](#)

Student Name *(Given Names, Last Name)* Student ID

Grade School Name

Medical Records *(Parent consent) - add this text*
If my child is displaying any symptom of serious illness and I or the emergency contact given in the registration form cannot be reached, Capstone will take my child to a hospital:

☐ Yes, public hospital
☐ Yes, private hospital and confirm with
☐ No, please state your option:

Does your child have any environmental or food allergies?

☐ Yes ☐ No
If yes, state the allergen and type of reaction:

Student Documents

[Upload](#)

Student Learning Goals

Goals and Objectives you would like your child to achieve at Capstone (check all that apply)

- ☐ Build a stronger vocabulary base
- ☐ Build a stronger grammar base
- ☐ Improve the structure and content of their writing
- ☐ Practice critical thinking and problem solving skills
- ☐ Refine speaking and presentation skills
- ☐ Become a member of the Capstone debating "Official Team"
- ☐ Test Preparation
- ☐ Overcome specific weaknesses under an instructor's guidance (please elaborate in "Other" below)
- ☐ Other

Please specify

Skills and areas you want your child to improve in
Please rank the skills/topics below from most important to least important for your child to focus on, with 1 being the most important and 12 being the least important.

- 1 Build a stronger vocabulary base
- 2 Reading Comprehension Skills
- 3 English Foundation Skills
- 4 Vocabulary Building
- 5 Public Speaking Skills
- 6 Debate Skills
- 7 Book Reviews and Literary Analyses
- 8 Test Prep
- 9 Personal Statement Writing
- 10 Critical Thinking/ Problem Solving Skills
- 11 Interview Skills
- 12 Leadership Skills

Strengths Interests

Motivation Strengths Others

Course

Type here...

Homework Preference

☐ Yes ☐ No

Homework requirements

- ☐ Very important
- ☐ Important
- ☐ Not important

Homework reminder email

☐ Yes ☐ No

Parent Email Parent Mobile Number

[Save](#)

*Required fields: Student Name, Student ID, Grade.

* Grade - is this drop down list linked to Manage Grade?

→ hints & searchable in the database if the school name is already in the database, so that admin does not need to re-type & to avoid typo.

* multiple uploads?

icon
edit button for each item then admin can change the text if necessary.

icon
edit button for each item then admin can change the text if necessary.

* What is the format for email and mobile number?

→ Can type as email@email.com (Father), email@email.com (Mom), ...etc.?

→ Can type 8111111 (Father), 9111222 (Mother) ...etc.?

* After adding the new student, what will be the output display? Will the category in the form be in tab or else other?

* How the student's course list looks like? Adding new class, withdraw from a class (course info remain in the list), etc. → will this be in another mode up you will make later?
(student page)



Chris Evans

Edit Profile

Account Settings

Manage Site Admin

Manage Instructor

Manage Courses

Manage Students

Logout

Manage Students

Search here



Add New Student

#1 -> can we have a counter here based on the shown list from search?

Student ID	Student Name	Grade	School Name	Parent Email	
1234	Student Name	+1	School Name	email@email.com	
1234	Student Name	+1	School Name	email@email.com	
1234	Student Name	+1	School Name	email@email.com	
1234	Student Name	+1	School Name	email@email.com	
1234	Student Name	+1	School Name	email@email.com	
1234	Student Name	+1	School Name	email@email.com	
1234	Student Name	+1	School Name	email@email.com	
1234	Student Name	+1	School Name	email@email.com	
1234	Student Name	+1	School Name	email@email.com	
1234	Student Name	+1	School Name	email@email.com	
1234	Student Name	+1	School Name	email@email.com	
1234	Student Name	+1	School Name	email@email.com	
1234	Student Name	+1	School Name	email@email.com	
1234	Student Name	+1	School Name	email@email.com	
1234	Student Name	+1	School Name	email@email.com	
1234	Student Name	+1	School Name	email@email.com	
1234	Student Name	+1	School Name	email@email.com	
1234	Student Name	+1	School Name	email@email.com	
1234	Student Name	+1	School Name	email@email.com	
1234	Student Name	+1	School Name	email@email.com	
1234	Student Name	+1	School Name	email@email.com	
1234	Student Name	+1	School Name	email@email.com	

1- Delete function with confirmation



Chris Evans

[Edit Profile](#)[Account Settings](#)[Manage Site Admin](#)[Manage Instructor](#)[Manage Courses](#)[Manage Students](#)[Logout](#)

Add New Instructor

[Back to Manage Instructors](#)

Email Address *

Password *

→ add password view icon

First Name *

Last Name *

Phone Number

Address

Primary / Secondary

* What does this do after entering text? please elaborate the functionalities for this part.

Add text...

Lead Instructor

☒ Yes ☐ No

Select Instructors below that this lead instructor will lead.

☐ Name here ☐ Name here ☐ Name here ☐ Name here ☐ Name here ☐ Name here ☐ Name here ☐ Name here

} Will this list be populated if there will be more 30 instructor in the system?

[Save](#)



Chris Evans

Edit Profile

Account Settings

Manage Site Admin

Manage Instructor

Manage Courses

Manage Students







































Logout

Manage Instructor

Search here



Add New Instructor

First Name	Last Name	Email Address	Lead Instructor	Status	
First Name	Last Name	email@email.com	Yes No	Enable Disable	 
First Name	Last Name	email@email.com	Yes No	Enable Disable	 
First Name	Last Name	email@email.com	Yes No	Enable Disable	 
First Name	Last Name	email@email.com	Yes No	Enable Disable	 
First Name	Last Name	email@email.com	Yes No	Enable Disable	 
First Name	Last Name	email@email.com	Yes No	Enable Disable	 
First Name	Last Name	email@email.com	Yes No	Enable Disable	 
First Name	Last Name	email@email.com	Yes No	Enable Disable	 
First Name	Last Name	email@email.com	Yes No	Enable Disable	 
First Name	Last Name	email@email.com	Yes No	Enable Disable	 
First Name	Last Name	email@email.com	Yes No	Enable Disable	 
First Name	Last Name	email@email.com	Yes No	Enable Disable	 
First Name	Last Name	email@email.com	Yes No	Enable Disable	 
First Name	Last Name	email@email.com	Yes No	Enable Disable	 
First Name	Last Name	email@email.com	Yes No	Enable Disable	 
First Name	Last Name	email@email.com	Yes No	Enable Disable	 
First Name	Last Name	email@email.com	Yes No	Enable Disable	 
First Name	Last Name	email@email.com	Yes No	Enable Disable	 
First Name	Last Name	email@email.com	Yes No	Enable Disable	 

①. Remove delete button